	Engineering Guidance Paper	Document AFITA-009	Page 1/2
	Using Industrial Trucks (Forklifts) on a Incline up to 5% - Guidance Paper	Rev. Date 24.02.2018	Rev 2

Due to building code requirements for drainage, in some applications, i.e. unloading or loading road trucks or semi-trailers, it may become necessary to operate an industrial truck on an incline of up to 5 percent. The site should have a safe system of work in place for these applications and these should be addressed in the Traffic Management Plan (TMP).

For additional guidance on industrial truck operation or TMP guidance refer to AS2359.2, and the operator manual supplied with the industrial truck.



CAUTION

Extra care is required when operating a forklift on an incline with or without a load. When travelling the load or the load-engaging device and attachments, if any, shall not be raised more than is necessary to maintain a reasonable minimum clearance from the operating surface, (e.g. axle height), also referred to as the lowered designated travel position

DO'S

- ✓ Ensure that the truck or trailer to be loaded or unloaded is positioned across the incline/slope, ref Fig 1 & Fig 2.
- ✓ The industrial truck should be at 90 degrees to the road truck or trailer before raising or lowering the forks or load, ref Fig 1 & Fig 2.
- ✓ Lower the forks or load to the designated travel position before moving, accelerate smoothly with caution and travel should be extremely slow, ref Fig 1. step 4, Fig 2. step 4.
- ✓ Always use the fully tilted backwards position of the mast while on the incline and while going either up or down the incline.
- ✓ If required to turn, do so extremely slowly with forks or load in the lowered designated travel position.
- ✓ The preferred option wherever possible is to work facing uphill as illustrations Fig 1 & 2.
- ✓ Take extra care if surface wet or uneven.
- ✓ Ensure area has good visibility
- ✓ Ensure segmented loads are secured correctly and supported adequately by load backrest.
- ✓ Ensure forklift is operating well within its actual lifting capacity as defined on the load rating plate, including any attachments.

DONT'S

- ✗ DO NOT turn with the load or the forks elevated.
- ✗ DO NOT accelerate rapidly.
- ✗ DO NOT travel at excess speed.
- ✗ DO NOT brake harshly.
- ✗ DO NOT travel with load elevated at height above the minimum necessary to transport the load.
- ✗ DO NOT double stack (pallet on top pallet) or overload
- ✗ DO NOT allow pedestrians including truck driver within the loading/unloading area whilst forklifts are operating.



General guidelines for unloading a truck on a 5% grade or less

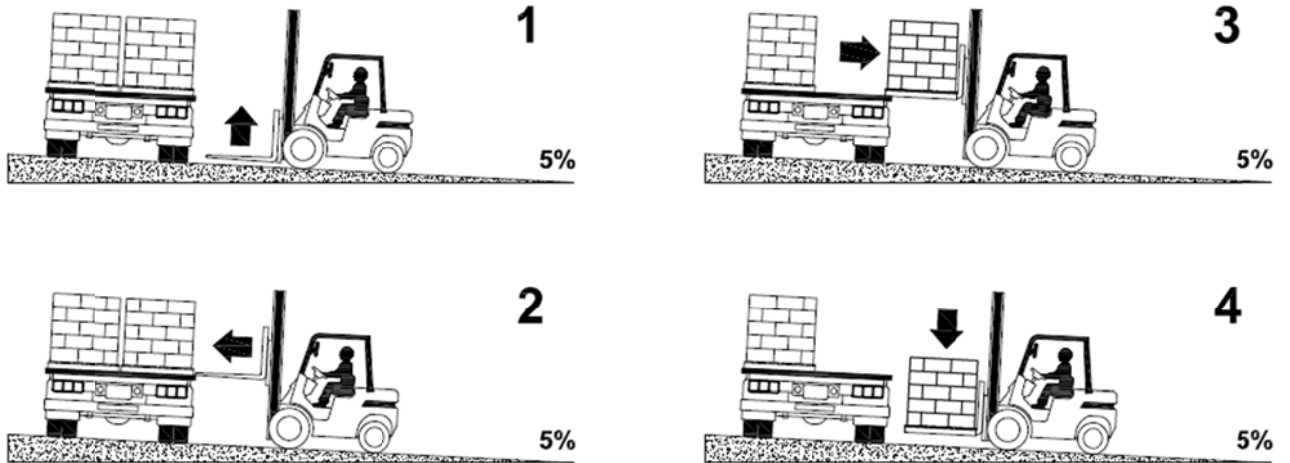


Fig 1

General guidelines for loading a truck on a 5% grade or less

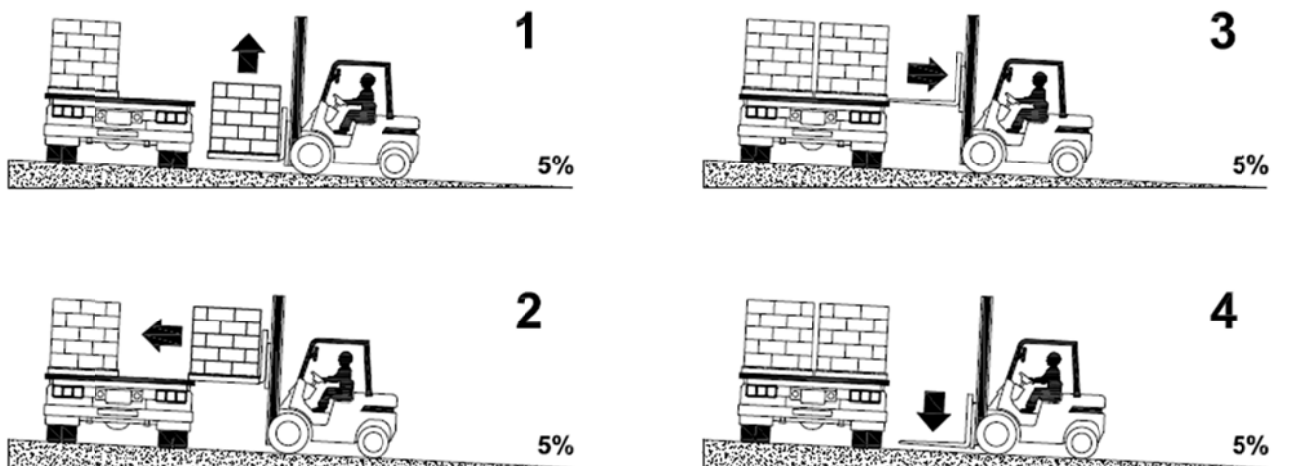


Fig 2

General guidelines for operating a forklift on incline – refer truck operator manual

When operating a un-loaded forklift, operate with the forks or attachment down incline.

When operating a loaded forklift, operate with load up incline.




Fig 3



Fig 4