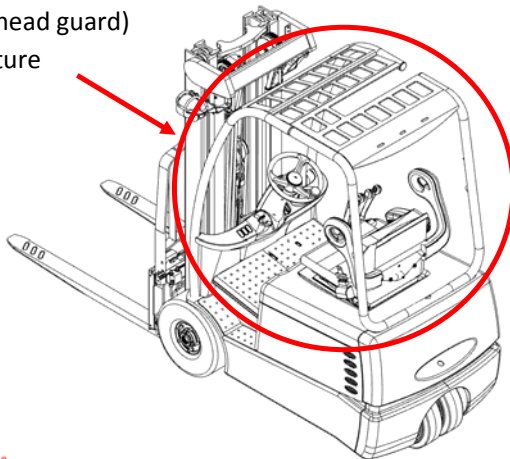
	Engineering Guidance Paper	Document AITA-008	Page 1/3
	Overhead Guard (OHG) Inspection, Repair & Modification Guidance Paper	Rev. Date 31.01.2018	Rev 2

Overhead guard (OHG) structures fitted to powered industrial trucks supplied in Australia are required to meet the requirements of AS2359.9 Part 9: Overhead guards – Specifications and Testing (ISO6055 2004). They are designed to protect operators from hazards that may be encountered during normal use. This document is formulated to avoid the likelihood of degradation of the OHG structure on powered industrial trucks.

OHG Structures provide the operator with protection from falling objects, such as loose goods on pallets. Protection is provided by the structure and its mountings absorbing energy from the incident, and may allow for a certain amount of deformation.

Note: The Industrial truck OHG are not generally ROPS (Roll Over Protection System) and FOPS (Falling Object Protection System) certified.

Typical OHG
(Overhead guard)
structure



WARNING

OHG structures are fitted to provide protection to the operator, and should not be modified in any way that may reduce this level of protection.

Where seatbelts are provided they should be worn by fork-lift operators e.g sit down counterbalance fork-lifts, they are an integral component of the protective structure/system.

Note: A risk assessment should be made depending on goods or product handled. The OHG may require further protection.

WARNING




NO modifications to OHG structure or addition of attachments.

DO NOT drill, cut, weld, grind or apply heat to a OHG structure for either repair or modification without authorisation from the manufacturer or their authorised agent.

Such changes can reduce the effectiveness of the OHG structure and must be avoided.

NOTE:

1. Contact manufacturer or their authorised agent before doing any alteration, modification, or repair to OHG structure.
2. Failure to receive prior authorisation from the manufacturer for any or all of these items may result in OHG integrity being compromised.

	Engineering Technical Bulletin	Document AITA-008	Page 2/3
	Overhead Guard (OHG) Inspection, Repair & Modification Guidance Paper	Rev. Date 31.01.2018	Rev 2

QUESTION: Can I modify the OHG on my fork-lift?

ANSWER: NO, contact the manufacturer or their authorized agent. Depending upon the specific design, some modifications or repairs may be permitted upon authorisation from the manufacturer. The manufacturer must assess modification prior to any work taking place or a suitably qualified mechanical or structural engineer experienced in this class of work.

QUESTION: Can the height of the OHG on my fork-lift be reduced?

ANSWER: YES, contact the manufacturer or their authorized agent as per above. If approved by manufacturer, it shall be carried out in accordance with AS2359.9 2004, clause 3.3.5.

QUESTION: The OHG on my fork-lift has been damaged through impact or other means, can I repair it?

ANSWER: NO, contact manufacturer or their authorized agent. In absence of any of these contact a suitably qualified mechanical or structural engineer experienced in this class of work.

Under no circumstances should a damaged structure be straightened.

If damage to any structural component is detected, it may be repaired by replacing the damaged components with parts supplied, and in a manner approved by the manufacturer. If this cannot be done, the entire structure shall be replaced.

The manufacturer or a suitably qualified engineer should certify any structural repairs carried out in accordance with AS2359.9 2006 appendix ZZ.

QUESTION: The OHG on my fork-lift has rust damaged, can I repair it?

ANSWER: depending on the severity of rust , i.e. if minor surface rust, clean up with wire brush and repaint. If extensive corrosion has occurred contact manufacturer or their authorized agent for advice. In absence of any of these contact a suitably qualified mechanical or structural engineer experienced in this class of work.

QUESTION: What to do if the forklift has had a tip-over, or struck by falling object?


ANSWER: If a forklift has experienced a tip-over, or has been struck, the structural integrity of the OHG may be compromised and an inspection by the manufacturer or a suitably qualified engineer is recommended. If there is any visible permanent damage or if the structures mounting brackets, legs or roof structure members are deformed the structure must be inspected by the manufacturer or a suitably qualified engineer or be replaced. Replacement of all mounting bolts for OHG structures is necessary.

QUESTION: Forklift Fire?

ANSWER: OHG structures on forklifts that have been in a fire need to be replaced.

QUESTION: Generally minor damage repair?

ANSWER: Non-structural damage e.g. damage to removable panels, doors, windows and accessories, may be repaired. Note: any parts replaced need to be of equal or better quality than those specified by the manufacturer

	Engineering Technical Bulletin	Document AITA-008	Page 3/3
	Overhead Guard (OHG) Inspection, Repair & Modification Guidance Paper	Rev. Date 31.01.2018	Rev 2

QUESTION: Cracks in welds or parent metal of the structure?

ANSWER: Some cracks in the welds may be repairable. Parent metal cracks that originate from welds may also be repairable. Contact your manufacturer or their authorized agent for details on repair procedure and reparability limits.

QUESTION: I need to mount an accessory (e.g. weight gauge display, vehicle mounted computer, fire extinguisher etc.) to the forklifts OHG structure. What should I do?

ANSWER: Clamps are the preferred method to fasten accessories/attachments to the OHG structure. Contact your manufacturer or their agent as most manufacturers produce clamping systems for adding accessories.

Some things to consider when adding accessories/attachments to OHG structures;

- Installing monitoring screens etc, Does it invade the operator safe zone or interfere with visibility?
- Weight of accessory, suitability of clamping position and or clamp?
- Will the structural capacity of the OHG be exceeded?
- Accessories should be within the profile of the forklift.

QUESTION: How often should the OHG be inspected?

ANSWER: Refer to you manufacturer operator/maintenance manual for recommended inspection intervals. In the lack of any guideline;

- Visual inspection of the OHG should be done by the operator during the pre operational checks.
- By the service technician when they conduct routine servicing

If there is no routine service in place, it should as a minimum be inspected by a competent person, at least every 1000 service hours or 12 months.

Repair or replace if any of the following are found:

Loose or missing bolts

Replace any bolts with those specified by the manufacturer and tighten to the recommended torque specifications.

Corrosion

Contact the manufacturer for details on reparabilitylimits.

Bent, deformed or broken OHG legs or mounting brackets

Repairs should not be made and replacement of the OHG and/or mounting brackets is necessary, see relevant QAs' above.